

Installation Estimator

The DuctSox Installation Estimator provides the installing contractor a method for estimating labor in man hours required to install a DuctSox System.

The first thing the estimator will realize is that there is very little similarity between estimating installation times for metal duct and a DuctSox System. Because DuctSox Systems are made from fabric, they are much lighter than metal and their flexible nature and zippered section designs allow for easy handling and attachment to the suspension system. The sewn-in attachment features (gliders or cord-in) enables the connection of the DuctSox to the suspension system to be very simple and easy, requiring only a small percentage of the total time required to hang the suspension system.

The parts of the DuctSox System that are used to determine the amount of labor include: the suspension system type, number of inlet attachments, diameter, and the quantity and length of continuous straight section runs.

Two easy steps outlined below will cover the great majority of applications. Before estimating a DuctSox project, please review our DuctSox Installation Guide. If you do not have this guide you can download a copy from our website at www.ductsox.com.

Step 1: Estimate the time required to connect the DuctSox System to the inlet.

Inlet Diameter	Man Hours
8" - 24"	.5 Hours
25" - 40"	.75 Hours
41" - 60"	1 Hours

Step 2: Estimate the time required to install the suspension system and to attach the DuctSox System. This includes connecting zippered sections and fittings together. It is important that your estimate is based on straight sections of DuctSox in the same horizontal plane.

Suspension System	Man Hours
SkeleCore FTS	2 Hours for each straight section + 3.5 Hrs. per 42' of length
SkeleCore Pull-Tight Cable	2 Hours for each straight section + 0.75 Hrs. per 25' of length
SkeleCore Pull-Tight Track	2 Hours for each straight section + 1.75 Hrs. per 25' of length
Hoops (IHS) Cable	2 Hours for each straight section + 0.5 Hr. per 25' of length
Hoops (IHS) Track	2 Hours for each straight section + 0.5 Hr. per 25' of length
Cable	2 Hours for each straight section + 0.5 Hr. per 25' of length
Flush Mount U-Track	2 Hours for each straight section + 1.0 Hr. per 25' of length
Hanging U-Track	2 Hours for each straight section + 1.5 Hrs. per 25' of length
SS Track*	2 Hours for each straight section + 1.5 Hrs. per 25' of length

Times are based on 1-row cable or track. For 2-row systems, multiply time by 2.

Add 10% for diameters that are 25" to 40".

Add 20% for diameters that are 41" to 60".

For D-Shape and Quarter-Round use Flush Mount Track (multiply x 2 for 2-row)


*Food Processing Stainless Steel Track

Special Notes:

- All estimated times are in man hours and achieving estimated times will require minimum two man crews.
- Cable installations based on wall to wall installation and does not include times to manufacture and install knee braces as every job is different in complexity.
- For applications where floor and ceiling elevations change. please consult DuctSox.
- Estimates based on ceiling heights less than 30'. Additional labor required when working at extended heights.
- Estimates based on easy access, without ceiling obstructions.
- Estimated times are conservative for experienced DuctSox installers.

Example 1

60"Ø x 100' Long
2 Row Susp.




Inlet Install
1 Hr.

Cable 2 Hr. + (0.5 Hr. x 4)
of Rows Multiply by 2
Ø Multiplier Multiply by 1.2

SkeleCore FTS = 16 Man Hours
SkeleCore Pull-Tight Cable = 7 Man Hours
SkeleCore Pull-Tight Track = 11.8 Man Hours
Hoops (IHS) Cable = 5.8 or 6 Man Hours
Hoops (IHS) Track = 10.5 or 11 Man Hours
Cable Install Time = 10.6 or 11 Man Hours
Track Install Time = 20.2 or 21 Man Hours
Est. Metal Install Time = 44 Man Hours

Example 2

20"Ø x 45' Long
1 Row Susp.



SECTION 1
Inlet Install
0.5 Hr.

Cable 2 Hr. + (0.5 Hr. x 1)
of Rows Multiply by 1
Ø Multiplier Multiply by 1


SECTION 2
Inlet Install
0 Hr.

Cable 2 Hr. + (0.5 Hr. x 2)
of Rows Multiply by 1
Ø Multiplier Multiply by 1

SkeleCore FTS = 15 Man Hours
SkeleCore Pull-Tight Cable = 6.75 Man Hours
SkeleCore Pull-Tight Track = 9.75 Man Hours
Hoops (IHS) Cable = 6 Man Hours
Hoops (IHS) Track = 9 Man Hours
Cable Install Time = 6 Man Hours
Track Install Time = 9 Man Hours
Est. Metal Install Time = 24 Man Hours

Example 3

40"Ø x 125' Long
2 Row Susp.



40"Ø x 125' Long
2 Row Susp.

40"Ø x 250' Long
2 Row Row Susp.



40"Ø x 125' Long
2 Row Susp.

SECTIONS 1 & 5
Inlet Install
0.75 Hr. x 2

Quantity Multiply by 2
Cable 2 Hr. + (0.5 Hr. x 5)
of Rows Multiply by 2
Ø Multiplier Multiply by 1.1

SECTIONS 2 & 4
Inlet Install
0 Hr.

Quantity Multiply by 2
Cable 2 Hr. + (0.5 Hr. x 5)
of Rows Multiply by 2
Ø Multiplier Multiply by 1.1


SECTION 3
Inlet Install
0 Hr.

Quantity Multiply by 1
Cable 2 Hr. + (0.5 Hr. x 10)
of Rows Multiply by 2
Ø Multiplier Multiply by 1.1

SkeleCore FTS = 83 Man Hours
SkeleCore Pull-Tight Cable = 40.5 Man Hours
SkeleCore Pull-Tight Track = 76.5 Man Hours
Hoops (IHS) Cable = 29 Man Hours
Hoops (IHS) Track = 63 Man Hours
Cable Install Time = 56.5 or 57 Man Hours*
Track Install Time = 122.5 or 123 Man Hours
Est. Metal Install Time = 340 Man Hours

Example 4

20"Ø x 40' Long
1 Row Susp.
Typical of 4



SECTION 1
Inlet Install
0.75 Hr.

Quantity Multiply by 1
Cable 2 Hr. + (0.5 Hr. x 4)
of Rows Multiply by 2
Ø Multiplier Multiply by 1.1

SECTIONS 2, 3, 4, & 5
Inlet Install
0 Hr.

Quantity Multiply by 4
Cable 2 Hr. + (0.5 Hr. x 2)
of Rows Multiply by 1
Ø Multiplier Multiply by 1

SkeleCore FTS = 39 Man Hours
SkeleCore Pull-Tight Cable = 26.1 Man Hours
SkeleCore Pull-Tight Track = 34.9 Man Hours
Hoops (IHS) Cable = 22 Man Hours
Hoops (IHS) Track = 31.6 Man Hours
Cable Install Time = 21.6 or 22 Man Hours*
Track Install Time = 38.4 or 39 Man Hours
Est. Metal Install Time = 100 Man Hours

* Additional Concerns

The 2 Row Cable Suspension on the 36"Ø may interfere with the 20"Ø Branches. Knee braces may have to be installed due to starting and stopping the suspension cables. The time for manufacturing and installation of knee braces is not included in the estimate.

* Additional Concerns

The 2 Row Cable Suspension on the interior of the loop will intersect the DuctSox. Knee braces will have to be installed due to starting and stopping the suspension cables. The time for manufacturing and installation of knee braces is not included in the estimate.