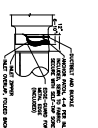
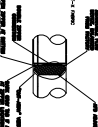
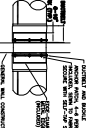

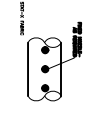
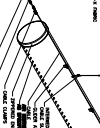
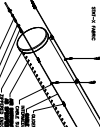
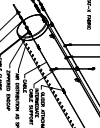
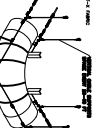

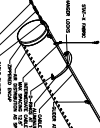
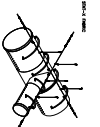
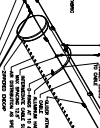
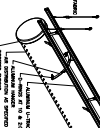

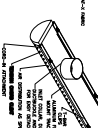
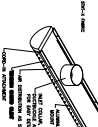
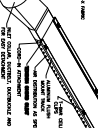
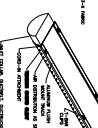








NOTE: TO ACCESS A 3D MODEL, CTRL + CLICK THE BLOCKED DETAIL

INLET DETAIL	COMPONENTS	WALL DETAILS	U-TRACK SUPPORT	NOZZLE DETAILS
 <p>INLET DETAIL</p>	 <p>COMPONENTS</p>	 <p>WALL DETAILS</p>	 <p>U-TRACK SUPPORT</p>	 <p>NOZZLE DETAILS</p>
<p>U-TRACK</p> <p>CABLE</p>				
 <p>SUSPENSION DETAIL</p>	 <p>SUSPENSION DETAIL</p>	 <p>SUSPENSION DETAIL</p>	 <p>SUSPENSION DETAIL</p>	 <p>SUSPENSION DETAIL</p>
 <p>HANGER (3x1) CABLE</p>	 <p>HANGER (3x1) CABLE</p>	 <p>HANGER (4x2) CABLE</p>	 <p>HANGER (3x1) U-TRACK</p>	 <p>HANGER (4x2) U-TRACK</p>
<p>QUARTER-ROUND</p>				
 <p>1 ROW VERTICAL CABLE</p>	 <p>2 ROW VERTICAL CABLE</p>	 <p>1 ROW VERTICAL U-TRACK</p>	 <p>2 ROW VERTICAL U-TRACK</p>	 <p>1 ROW VERTICAL CABLE</p>
<p>SURFACE MOUNT</p>				
 <p>DUCTSOX SOUND ATTENUATOR</p>	 <p>DUCTSOX SOUND ATTENUATOR</p>	 <p>DUCTSOX SOUND ATTENUATOR</p>	 <p>DUCTSOX SOUND ATTENUATOR</p>	 <p>DUCTSOX SOUND ATTENUATOR</p>