


The MetalPan D-Fuser product is a fabric faced terminal diffusion device that includes a metal backpan with snap frame for traditional installation method. Given the airflow patterns generated by the unique combination of permeable Rx200 fabric and face shape, data provided includes measurements for both the horizontal and vertical throw for both end and side orientation.

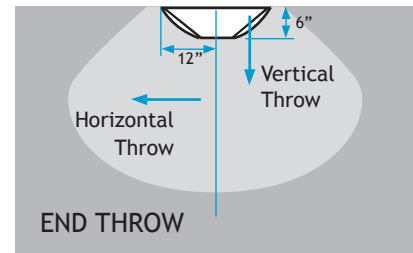
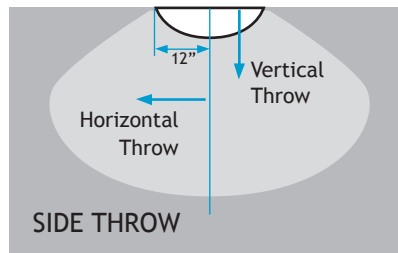


24x24 MetalPan: Surround-Flow, Rx200

Panel Size		Inlet Dia (in)	Airflow (CFM)	Neck Vel. (FPM)	Pt (in w.g.)	Ps (in w.g.)	NC
W (in)	L (in)						
24	24	10	250	458	.13	.11	--
			313	574	.19	.17	--
			375	688	.25	.22	--
			438	803	.32	.28	18
			500	917	.38	.33	23



Throw distance (ft) is measured from the center of the device. Throw distance may appear extended due to length of device. Deduct 1/2 total length or width to calculate throw from end of actual device or fabric.




Isothermal Airflow CFM	SIDE Horizontal Throw			SIDE Vertical Throw			END Horizontal Throw			END Vertical Throw			FPM	
	100	75	50	100	75	50	100	75	50	100	75	50		
250	*	*	1.1	*	*	*	*	*	*	*	*	*	*	Distance in Ft.
313	*	1.1	1.6	1.3	1.6	1.3	*	*	*	*	*	0.8		
375	*	1.4	1.7	1.3	1.6	2.8	*	*	*	*	*	0.9		
438	*	1.4	1.9	1.3	1.6	4.0	*	*	0.6	*	*	1.1		
500	0.5	1.1	2.6	1.3	1.6	6.3	*	*	1.1	*	0.8	1.2		

Performance Notes:

- Units were tested in accordance with ASHRAE Standard 70-1991 "Method of Testing for Rating the Performance of Air Outlets and Inlets."
- Independent testing was performed to establish performance data. Test data was prepared by an independent ETL certified laboratory.
- Test data reflects performance of DuctSox Rx200 fabric.
- Noise Criteria (NC) values based on a 10 dB room absorption. Actual values may vary depending on site conditions ["--" = <15 NC].
- Due to the uniform dispersion method, in some instances the scheduled terminal velocities were not attainable within 6" of the fabric face.
- Asterisk (*) indicated that the designated airflow velocity was not observed.

The MetalPan D-Fuser product is a fabric faced terminal diffusion device that includes a metal backpan with snap frame for traditional installation method. Given the airflow patterns generated by the unique combination of micro-perforated DT200 fabric and face shape, data provided includes measurements for both the horizontal and vertical throw for both end and side orientation.

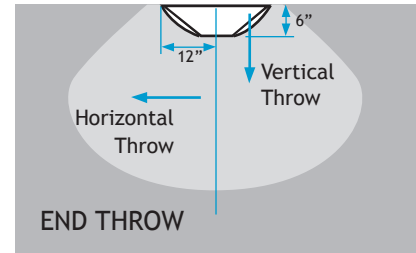
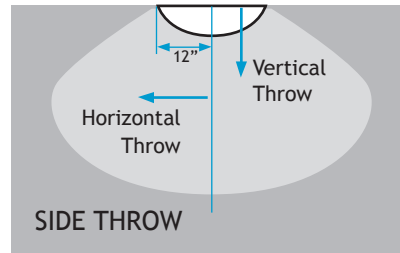


24x24 MetalPan: Surround-Flow, DT200

Panel Size		Inlet Dia (in)	Airflow (CFM)	Neck Vel. (FPM)	Pt (in w.g.)	Ps (in w.g.)	NC
W (in)	L (in)						
24	24	10	250	458	.075	.062	--
			313	574	.119	.098	15
			375	688	.172	.142	15
			438	803	.236	.196	17
			500	917	.309	.257	21



Throw distance (ft) is measured from the center of the device. Throw distance may appear extended due to length of device. Deduct 1/2 total length or width to calculate throw from end of actual device or fabric.



Isothermal Airflow CFM	SIDE Horizontal Throw			SIDE Vertical Throw			END Horizontal Throw			END Vertical Throw			FPM
	100	75	50	100	75	50	100	75	50	100	75	50	
250	*	2.5	3.3	*	*	1.1	*	1.1	3.3	*	1.0	1.3	Distance in Ft.
313	2.3	3.5	5.0	*	1.0	1.3	1.0	1.3	3.3	1.0	1.3	1.3	
375	2.8	3.5	5.8	1.0	1.3	1.3	1.3	1.8	4.0	1.1	1.3	1.3	
438	3.3	4.3	5.8	1.3	1.3	1.5	1.3	2.6	4.0	1.1	1.3	1.5	
500	3.3	5.0	7.3	1.3	1.3	1.5	2.0	3.0	4.5	1.1	1.3	1.5	

Performance Notes:

- Units were tested in accordance with ASHRAE Standard 70-1991 "Method of Testing for Rating the Performance of Air Outlets and Inlets."
- Independant testing was performed to establish performance data. Test data was prepared by an independant ETL certified laboratory.
- Test data reflects performance of DuctSox DT200 fabric.
- Noise Criteria (NC) values based on a 10 dB room absorption. Actual values may vary depending on site conditions ["--" = <15 NC].
- Asterisk (*) indicated that the designated airflow velocity was not observed.