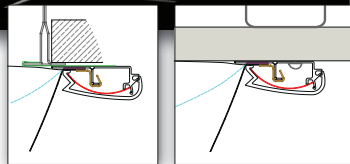


The All-Fabric XL LabSox product features an innovative snap frame aluminum extrusion which secures the fabric assembly in place and allows it to be easily removed for maintenance. With this product, the only ceiling penetration required is for the inlet connection. The slightly larger and deeper 9-inch face profile of the All-Fabric XL model increases internal mixing volume and decreases average discharge velocity.




24" x 48" All-Fabric XL D-Fuser, Rx200 fabric shown



Snap Frame (open) Snap Frame (closed)



24" x 96" All-Fabric XL D-Fuser



Fabric Inlet Connection

Features:

- Lower discharge velocity
- Simple, snap frame installation
- Universal installation configurations (T-bar or finished ceiling)
- Lightweight shipping
- Increased airflow volume per unit
- Easy maintenance
- Quiet

Options:

- Standard 24" x 48", 24" x 96" (custom sizes available)
- Surround Flow (std.) or Select Flow
- Custom inlet size and position

Fabric Inlet Collar

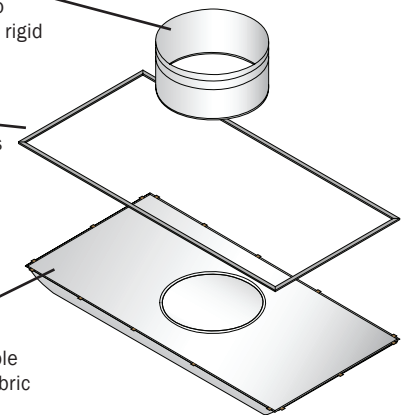
16" dia. standard, zips to fabric assembly, seals to rigid supply duct.

Snap Frame

Aluminum frame secures fabric assembly to T-bar on finished ceiling. Hook and loop fastener eases alignment.

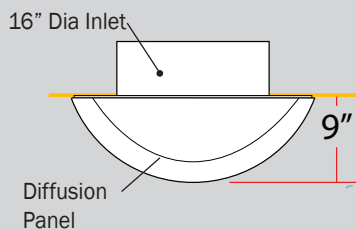
Fabric Assembly

Includes a non-porous fabric backpanel, a flexible diffusion panel, and a fabric face. Added depth and size increases dispersion area, improving airflow and discharge velocity. Available in Rx or DT series fabrics.



Profile View

35% More Surface Area
Yields Lower Average
Discharge Velocities



LabSox products are constructed of Rx or DT fabrics which are classified by Underwriters Laboratories as an air distribution device in accordance with the requirements of NFPA 90A. Rx25 and Rx50 are also classified in accordance with ICC Evaluation Service AC167 and UL2518.

Products may be covered by one or more of the following patents: 6565430, 6558250, 5769708, 6425417, 6626754, 6280320, 6960130, 6958011, 6953396, 8434526, 8676545, 8808075, and 8844578.